

Jackson Public School 2021-2022 Enrollment

Presented by:
BendaLonne Thompson-Griffith, Ed.D.



JACKSON
PUBLIC SCHOOLS

Transforming lives through
excellent education



Vision

At Jackson Public Schools, we prepare scholars to achieve globally, to contribute locally, and to be fulfilled individually.

Mission

At Jackson Public Schools, we develop scholars through world -class learning experiences to attain an exceptional knowledge base, critical and relevant skill sets, and the necessary dispositions for great success.

Core Values

At Jackson Public Schools, we believe in the importance of equity, excellence, growth mindset, relationships, relevance, and positive and respectful cultures.






Goals of the Presentation

- Provide a report on the latest enrollment trends compared to previous years

Current Enrollment as of September 30, 2021

- 19,493 total membership
- 19,348 net membership
- 40 transferred to other JPS schools
- 73 transferred to other MS schools
- 1 transferred to private school
- 11 transferred out of state
- 17 transferred to home school
- 1 completed
- 1 dropped
- 1 death

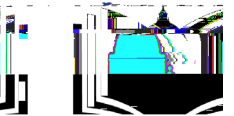




FOUR-YEAR ENROLLMENT TRENDS

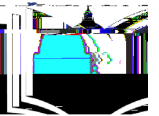
DISTRICT

Schools	2021-2022	2020-2021	2019-2020	2018-2019	Student Count Difference	% Change from 2018-2019 to 2021-2022
Elementary	9,335	9,608	11,169	12,124	-2,789	-23.0%
Middle	3,927	4,536	4,789	4,986	-1,059	-21.2
High	6,114	6,321	6,566	6,861	-747	-10.9
Grand Total	19,376	20,465	22,524	23,971	-4,595	-19.2




DIVISION 1

Schools	2021-2022	2020-2021	2019-2020	2018-2019	Student Count Difference	% Change from 2018-2019 to 2021-2022
North Jackson Elementary School	433	442	497	521	-88	-16.9%
Oak Forest Elementary School	326	336	395	437	-111	-25.4%
Pecan Park Elementary School	459	502	405	448	11	2.5%
Smith Elementary School	217	266	296	298	-81	-27.2%
Spann Elementary School	425	448	475	477	-52	-10.9%
Walton Elementary School	385	259	311	354	31	8.8%
Watkins Elementary School		198	252	288		-100.0%
Wells Apac School	74	111	156	158	-84	-53.2%

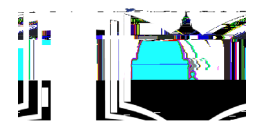


DIVISION 2

Schools	2021-2022	2020-2021	2019-2020	2018-2019	Student Count Difference	% Change from 2018-2019 to 2021-2022
Clausell Elementary School	245	284	297	328	-83	-25.3%
Dawson Elementary School	202	241	287	289	-87	-30.1%
Green Elementary School	292	283	340	384	-92	-24.0%
John Hopkins Elementary School	301	318	363	416	-115	-27.6%
Johnson Elementary School	333	301	375	425	-92	-21.6%
Key Elementary School	253	243	273	333	-80	-24.0%
Lake Elementary School	254	253	312	372	-118	-31.7%
Lester Elementary School	159	180	221	292	-133	-45.5%




DIVISION 2




MIDDLE

Schools	2021-2022	2020-2021	2019-2020	2018-2019	Student Count Difference	% Change from 2018-2019 to 2021-2022
Bailey Middle APAC	320	375	379	361	-41	-11.4%
Blackburn Middle School	600	656	366	379	221	58.3%
Brinkley Middle School	388	433	416	473	-85	-18.0%
Cardozo Middle School	615	731	409	485	130	26.8%
Chastain Middle School	505	592	608	639	-134	-21.0%
Hardy Middle School			388	427		-100.0%
Kirksey Middle School	249	281	295	313	-64	-20.4%
Northwest Middle School	244	306	306	328	-84	-25.6%
Peeples Middle School	305	349	383	343	-38	-11.1%
Powell Middle School	344	423	434	429	-85	-19.8%
Siwell Middle School			409	385		-100.0%
Whitten Middle School	357	390	396	424	-67	-15.8%



HIGH

Schools	2021-2022	2020-2021	2019-2020	2018-2019	Student Count Difference	% Chang from 2018-2019 to 2021-2022
Callaway High School	924	943	961	1,023	-99	-9.7%



Neighboring Districts

Districts	2020-2021	2019-2020	2018-2019	Student Count Difference	% Change from 2018-2019 to 2020-2021
Clinton Public Schools	5,250	5,306	5,310	-60	-1.1%
Hinds County Schools	5,364	5,578	5,619	-255	-4.5%
Jackson Public Schools	20,401	22,510	23,935	-3534	-14.7%
Madison County Schools	12,988	13,310	13,302	-314	-2.4%
Rankin County Schools	18,384	19,160	19,206	-822	-4.2%
Ambition Prep	239	135		239	100.0%
Reimagine Prep	616	563	560	56	10.0%
Smilow Prep	608	564	416	192	46.2%
Smilow Collegiate	516	357	221	295	133.5%

Source: MDE Data Explorer, <https://newreports.mdek12.org/DataExplorer>

